



















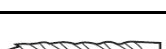

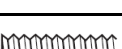


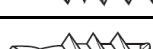






THREAD & POINT STYLES				
	Machine Screw			Hi-Lo Self Tapping
	Cup Point			Type 25 / BT Thread Cutter
	Flat Point			Type 23 / T Thread Cutter
	Cone Point			Type 1 Thread Cutter
	Oval Point			Type F / G Thread Cutter
	Full Dog Point			Plastite Thread Rolling
	Half Dog Point			Taptite Thread Rolling
	Self-Drilling			Type BSD Self Drilling
	Sharp Point / Self Piercing			Type CSD Self Drilling
	Nail Point			Deck / Particle Board Screw
	Drive Screw Point			Type U-Drive Screw
	Machine Thread			Drywall Screw Sharp Point
	Type A Self Tapping			Drywall Screw Drill Point
	Type AB Self Tapping			Self Piercing Thread Former
	Type B Self Tapping			Wood Screw